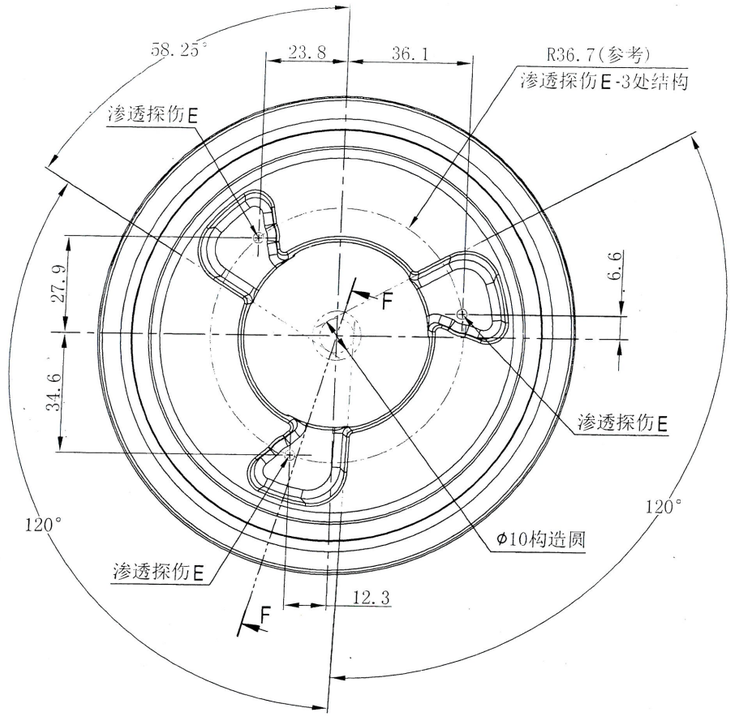

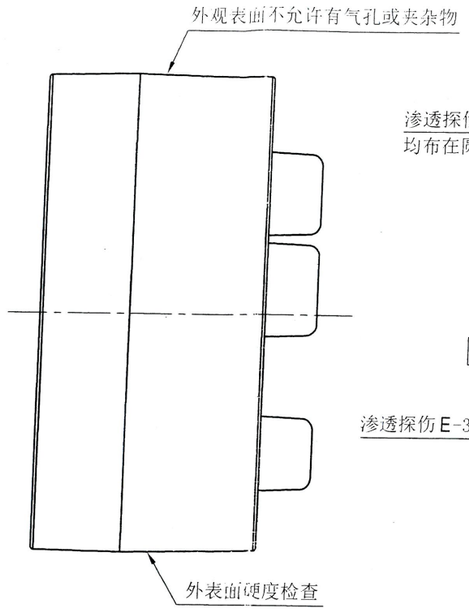

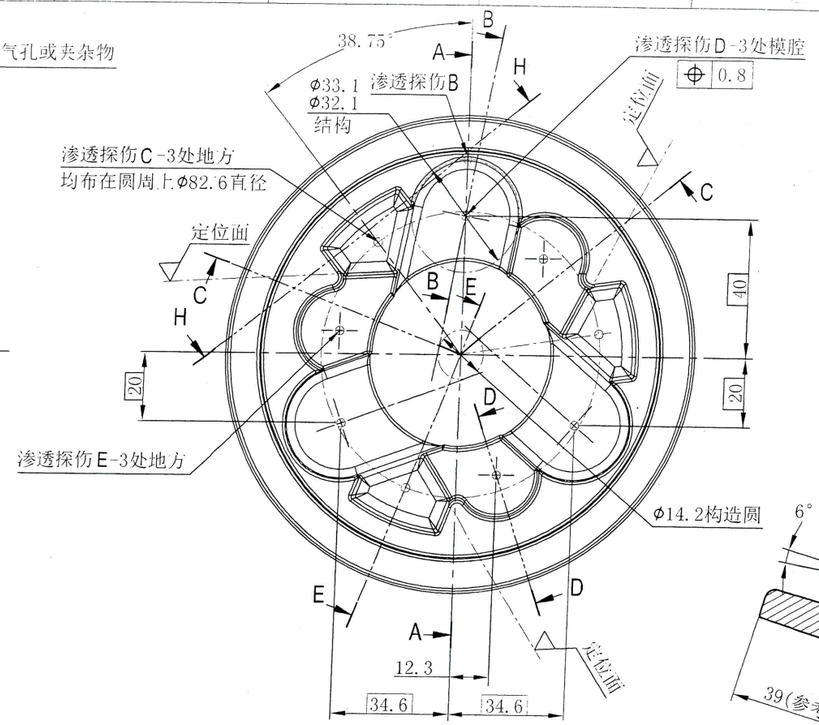

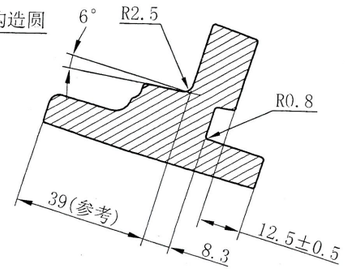

剖面图F-F

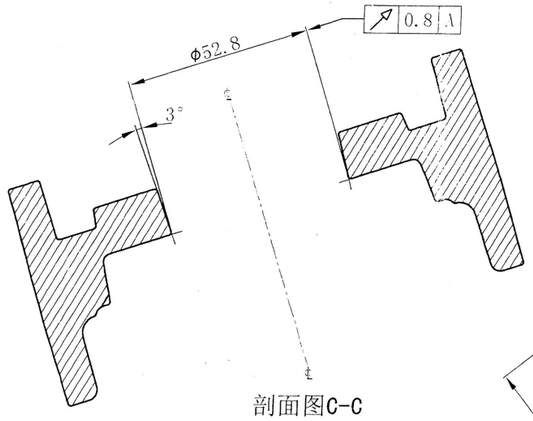

剖面图C-C

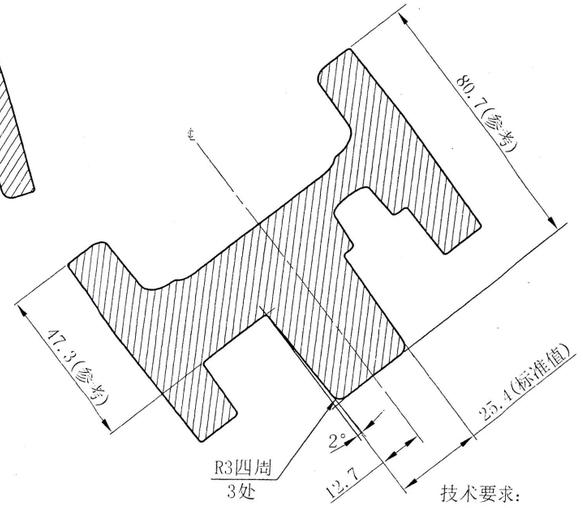

剖面图H-H

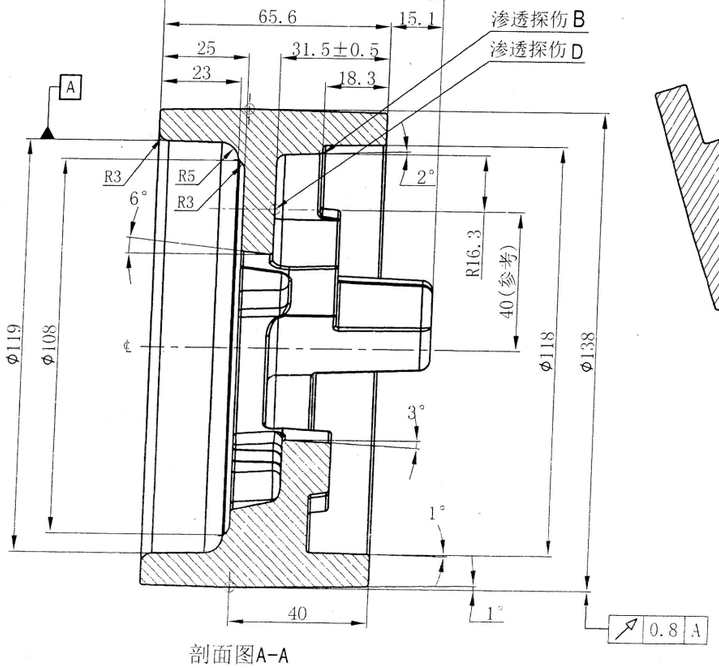

剖面图A-A

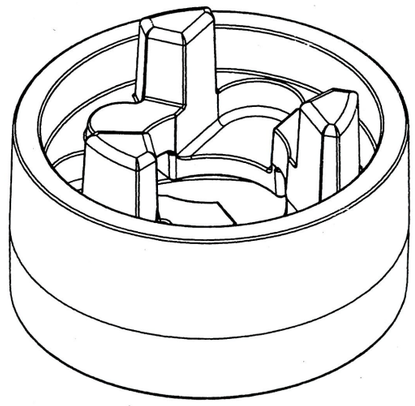

产品视图

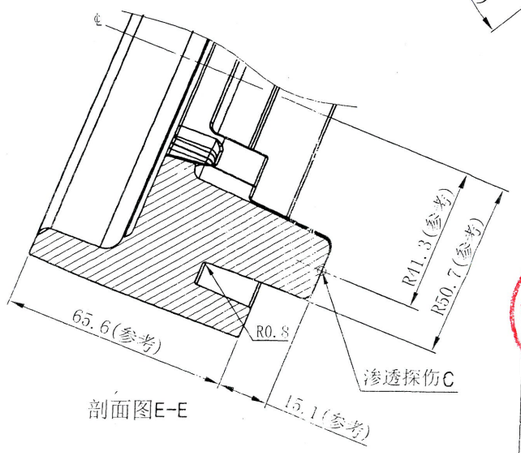

剖面图E-E

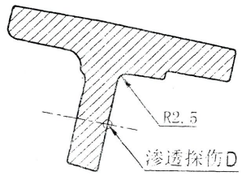

剖面图B-B

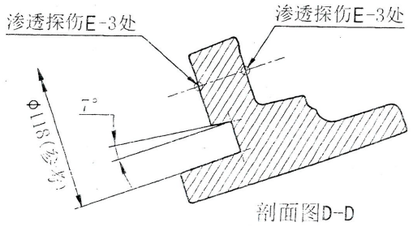

剖面图D-D

技术要求:

1. 未注线性公差±0.8,未注角度公差±1°;
2. 拔模角度:2° MAX,倒圆角半径R0.8,拐角半径R0.8;
3. 有这种标识的机加工定位符号 ▽定位
4. 按标准2M-16及AS1830/T-260检查;
5. 铸铁件硬度:布氏硬度190-240HBW 10/3000;
6. 图纸尺寸为相交线,边尺寸;

受控文件 晋江市成达齿轮有限公司 技术部

2019年10月31日

标记	处数	更改文件号	签字	日期
设计		标准化		
校对		审核		
会签		批准		
工艺		日期		

图样标记	数量	重量	比例
	1	3.18 KG	1:1
共 1 页	第 1 页		

行星架-铸件

晋江市成达齿轮有限公司

材料:铸铁件 AS1830/T-260 AS1830/H-215
硬度:190-240HBW 10/3000

图号	对外	0504-159901
	本厂	6ATM04-006-5-14

借(通)件登记
描图
描校
旧底图总号
底图总号
签字
日期